

# Human FGFR4 Protein

Cat. No. FGF-HM2R4

## Description

<b>Source</b>	Recombinant Human FGFR4 Protein is expressed from HEK293 with hFc tag at the C-Terminus. It contains Leu22-Asp369.
<b>Accession</b>	P22455
<b>Molecular Weight</b>	The protein has a predicted MW of 65.3 kDa. Due to glycosylation, the protein migrates to 80-95 kDa based on Bis-Tris PAGE result.
<b>Endotoxin</b>	Less than 1EU per $\mu\text{g}$ by the LAL method.
<b>Purity</b>	> 95% as determined by Bis-Tris PAGE > 95% as determined by HPLC

## Formulation and Storage

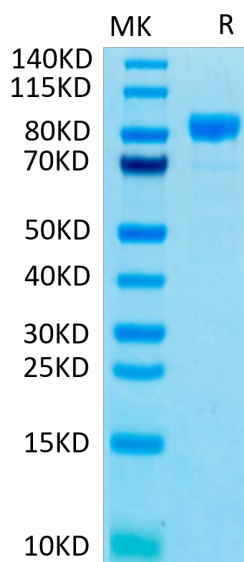
<b>Formulation</b>	Lyophilized from 0.22 $\mu\text{m}$ filtered solution in PBS (pH 7.4). Normally 8% trehalose is added as protectant before lyophilization.
<b>Reconstitution</b>	Centrifuge the tube before opening. Reconstituting to a concentration more than 100 $\mu\text{g}/\text{ml}$ is recommended. Dissolve the lyophilized protein in distilled water.
<b>Storage</b>	-20 to -80°C for 12 months as supplied from date of receipt. -80°C for 3 months after reconstitution. Recommend to aliquot the protein into smaller quantities for optimal storage. Please minimize freeze-thaw cycles.

## Background

Fibroblast growth factor receptor 4 (FGF R4), also known as CD334, is a 110 kDa glycosylated transmembrane receptor tyrosine kinase. Tyrosine-protein kinase that acts as cell-surface receptor for fibroblast growth factors and plays a role in the regulation of cell proliferation, differentiation and migration, and in regulation of lipid metabolism, bile acid biosynthesis, glucose uptake, vitamin D metabolism and phosphate homeostasis. Required for normal down-regulation of the expression of CYP7A1, the rate-limiting enzyme in bile acid synthesis, in response to FGF19.

## Assay Data

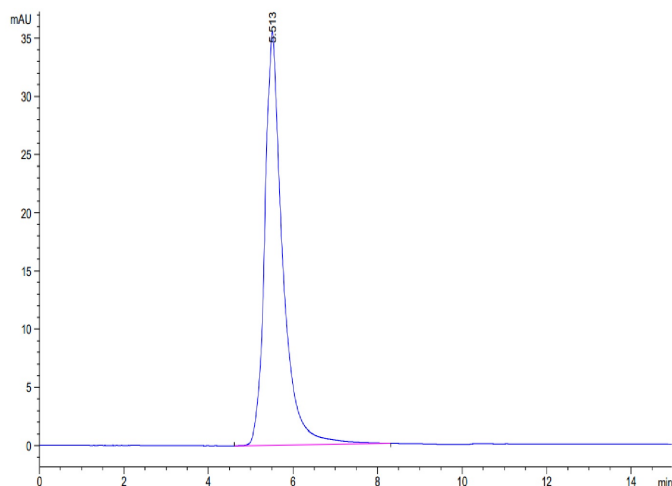
### Bis-Tris PAGE



Human FGFR4 on Bis-Tris PAGE under reduced conditions. The purity is greater than 95%.

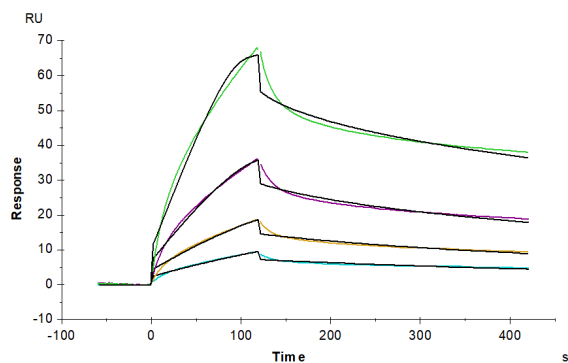
### SEC-HPLC

Assay Data



The purity of Human FGFR4 is greater than 95% as determined by SEC-HPLC.

SPR Data



Human FGFR4, hFc Tag captured on CM5 Chip via Protein A can bind Human Beta Klotho, His Tag with an affinity constant of 13.05 nM as determined in SPR assay (Biacore T200).